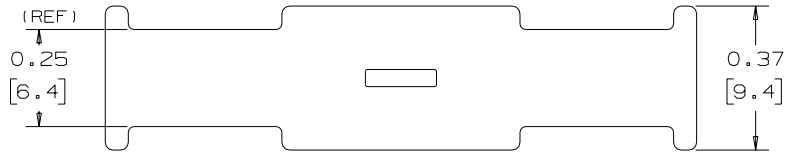


THIS COPY IS PROVIDED ON A RESTRICTED BASIS AND IS NOT TO BE USED IN ANY WAY DETRIMENTAL TO THE INTERESTS OF PANDUIT CORP.

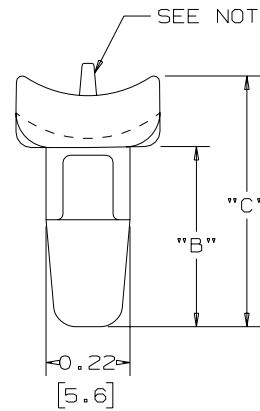
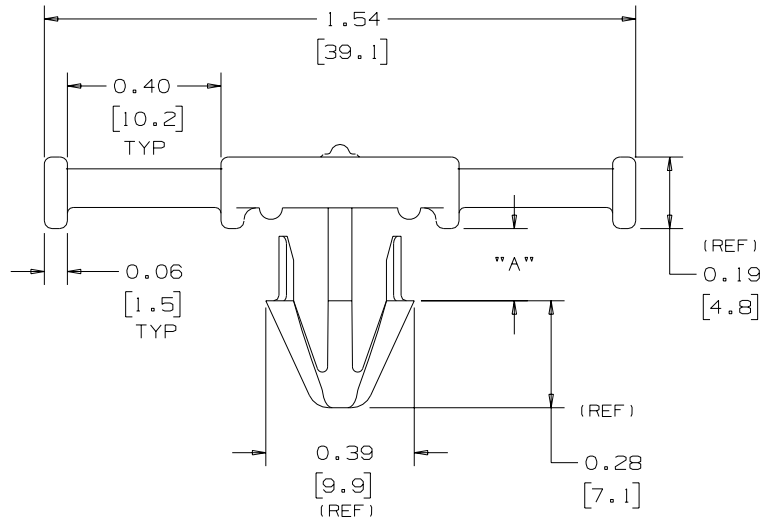


PANDUIT PART NO. SEE NOTES	DIMENSIONS			RECOMMENDED HOLE DIA. IN. (mm)	RECOMMENDED PANEL SIZE IN. (mm)	WEIGHT LBS./ 100 PCS. (g)
	"A"	"B"	"C"			
THMSP20- ---	0.19 [4.8]	0.47 [11.9]	0.65 [16.5]	0.244 - 0.283 [6.20 - 7.20]	0.024 - 0.160 (0.61 - 4.1)	0.238 (105)
THMSP25- ---	0.26 [6.6]	0.54 [13.7]	0.72 [18.3]		0.024 - 0.230 (0.61 - 5.8)	0.254 (115)
THMSP20F- ---	0.19 [4.8]	0.47 [11.9]	0.65 [16.5]		0.024 - 0.160 (0.61 - 4.1)	0.238 (105)
THMSP25F- ---	0.26 [6.6]	0.54 [13.7]	0.72 [18.3]		0.024 - 0.230 (0.61 - 5.8)	0.254 (115)

NOTES:

- SEE PART NUMBER SUFFIX DESIGNATIONS ON CURRENT PRICE SHEET FOR PACKAGE SIZE, PART COLOR AND PART MATERIAL.
- SUFFIX 'F' AFTER PART SIZE INDICATES ABSENCE OF TAB WHERE SHOWN. (I.E. THMSC60F).
- MATERIAL TABLE

-39	NYLON 6.6	HEAT STABILIZED	NATURAL
-30	NYLON 6.6	HEAT STABILIZED	BLACK
-639	NYLON 6	HEAT STABILIZED	NATURAL
-630	NYLON 6	HEAT STABILIZED	BLACK



DIMENSIONS IN BRACKETS ARE METRIC [mm]

CAD FILENAME/LAYERS

GB0303BB_PB_THMSP_08



CORP. TINLEY PARK, ILLINOIS

THMSP, THMSPF
TIE HARNESS MOUNT

UNLESS OTHERWISE SPECIFIED,
DIMENSIONAL TOLERANCES ARE:
(.X) ±0.05 [1.3] (.XXX) ±0.010 [0.25]
(.XX) ±0.02 [0.5] ANGLES ± 5°

UNLESS OTHERWISE SPECIFIED,
ALL DIMENSIONS ARE GIVEN
IN INCHES, THIRD ANGLE PROJECTION.

REV	DATE	BY	CHK	DESCRIPTION	ECN	R	CUST	SUP	Q.C.
8	12-21-06	TMSA		ADDED NOTE 3 MATERIAL TABLE	GB0303BB	8			
7	06/29/01	LGG		UPDATED DIM FOR WEB & ADDED REF.	GB0303BB	7			

DRAWN BY	TNT
DATE	11/24/92
CHK'D	

MAT'L:
SEE NOTE 3

SCALE	NONE
DRAWING NO.	GB0303BB
DWG SIZE	A